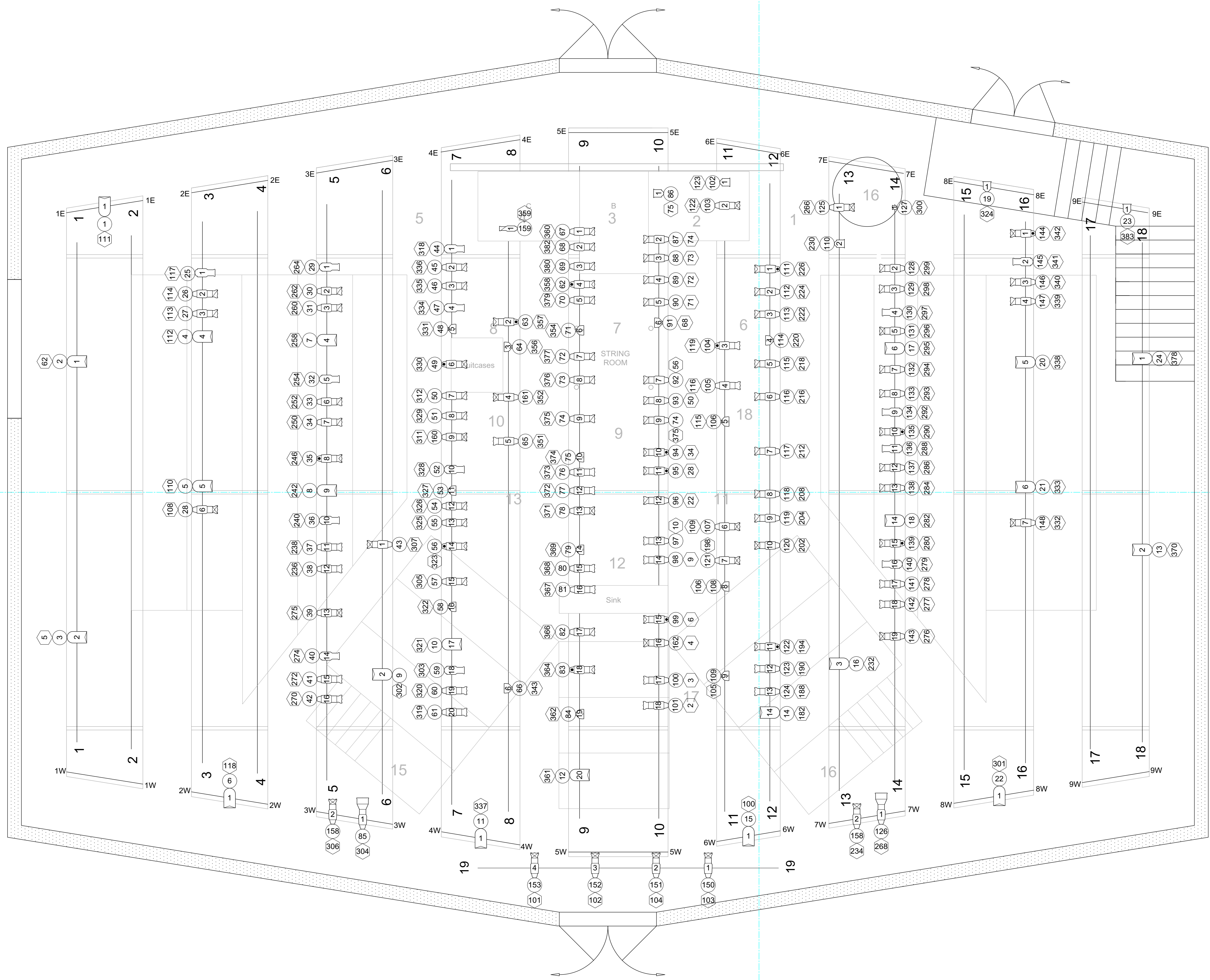













A B C D E F G

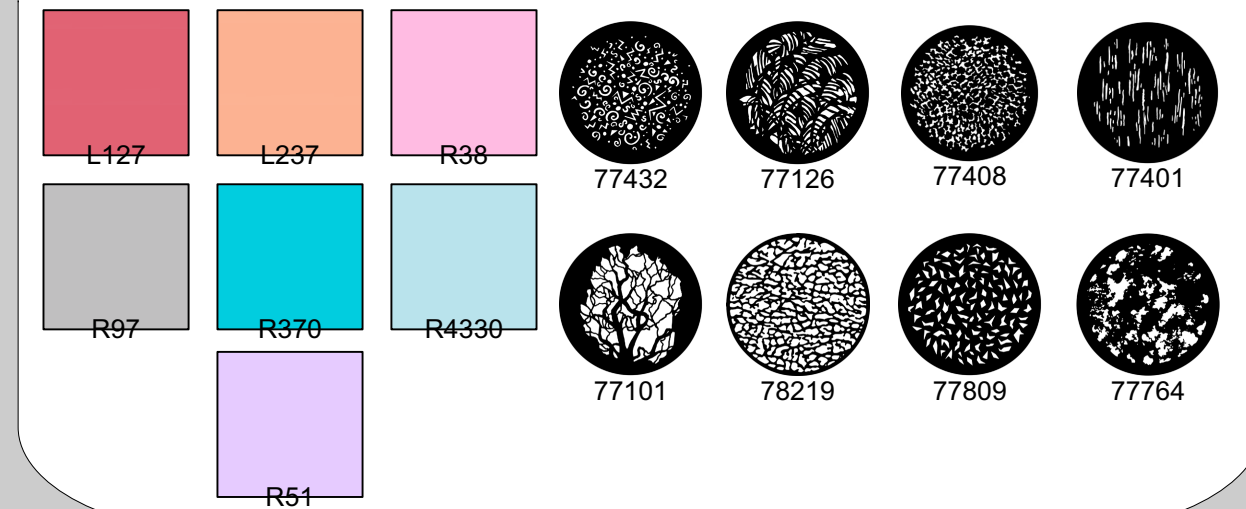
1
2
3
4
5
6
7



KEY TO SYMBOLS

-  Altman 3" Fresnel (150W)
-  Altman 6" Fresnel (750W)
-  ETC Source Four PARNel (575W)
-  Altman PAR 64 (WFL) (1K)
-  Altman 360 6x9 (750W)
-  Altman 3.5Q-8 (500W)
-  ETC Source Four 19" (575W)
-  ETC Source Four 26" (575W)
-  ETC Source Four 36" (575W)
-  ETC Source Four 50" (575W)
-  ETC Source Four 10" (575W)

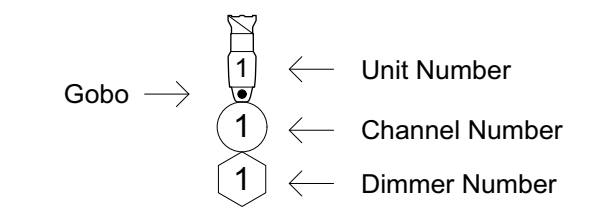
COLORS & PATTERNS



DRAWING NOTES

ALL FIXTURES ARE 18" APART UNLESS OTHERWISE SPECIFIED.
PLEASE REFER TO ADDITIONAL PAPERWORK FOR COLOR AND PATTERNS.

LEGEND



EURYDICE
The University of Rhode Island

PRODUCTION TEAM

DIRECTOR.....KIRA HAWKRIDGE
SCENIC DESIGNER.....STEVE WILSON
TECHNICAL DIRECTOR.....JAKE RICHARDS-HEGNAUER
LIGHTING DESIGNER.....JESSICA WINWARD
ASST. LIGHTING DESIGNER.....CAMERON WAITKUN
MASTER ELECTRICIAN.....KATHY GIEBLER

OCTOBER 2017

SCALE 1/4" = 1'

DWG NUMBER

L1

PAGE SIZE 24" X 36"

LIGHTING PLOT

A B C D E F G

7